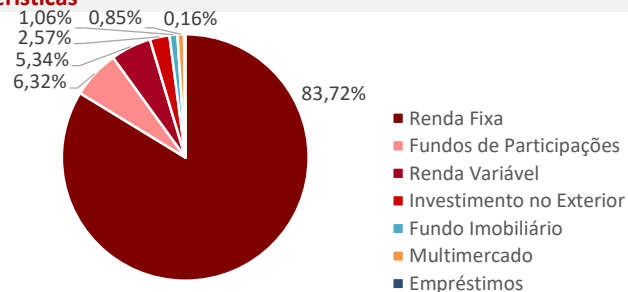


Características



Política de Investimentos: Investe os recursos, principalmente, em cotas de fundos que atuam em diversos mercados, sem o compromisso de concentração em fator de risco específico.

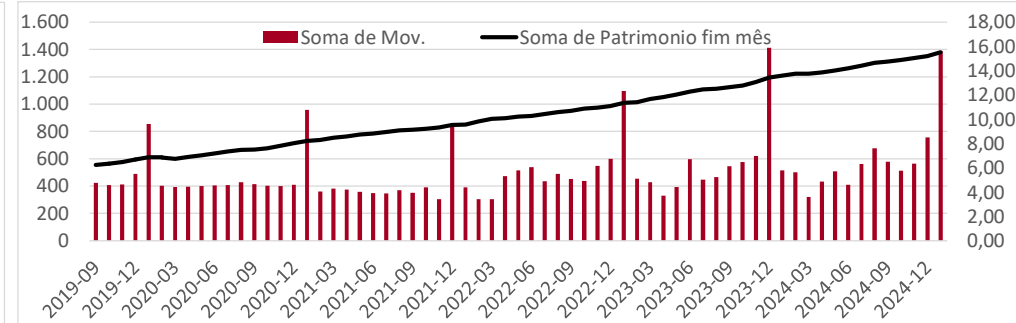
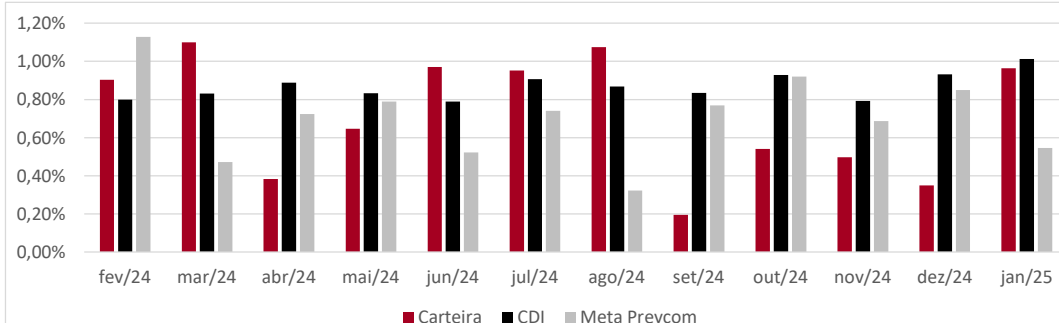
Meta Prevcom:
 IPCA+5% até 04/20
 IPCA+4% até 12/24
 IPCA+4,5% 2025

Retorno (%)	Ano	12 meses	24 meses
Carteira	0,96%	8,92%	21,73%
CDI	1,01%	10,93%	25,20%
IPCA	0,16%	4,56%	9,27%
Meta Prevcom	0,55%	8,80%	18,22%
IMA-B5	1,88%	7,43%	19,61%
Poupança	0,67%	7,12%	15,59%
IBOVESPA	4,86%	-1,27%	11,20%
MSCI World	-2,58%	40,88%	57,50%
MSCI Europe	0,58%	24,85%	30,08%

* Cf. MP 567/12

Gráficos

Retorno Mensal - Últimos 12 meses



Retorno Mensal (%)	jan/25	dez/24	nov/24	out/24	set/24	ago/24	jul/24	jun/24	mai/24	abr/24	mar/24	fev/24
Carteira	0,96%	0,35%	0,50%	0,54%	0,20%	1,07%	0,95%	0,97%	0,65%	0,38%	1,10%	0,90%
CDI	1,01%	0,93%	0,79%	0,93%	0,84%	0,87%	0,91%	0,79%	0,83%	0,89%	0,83%	0,80%
IPCA	0,16%	0,52%	0,39%	0,56%	0,44%	-0,02%	0,38%	0,21%	0,46%	0,38%	0,16%	0,83%
Meta Prevcom	0,55%	0,85%	0,69%	0,92%	0,77%	0,32%	0,74%	0,52%	0,79%	0,72%	0,47%	1,13%
IMA-B5	1,88%	-0,28%	0,36%	0,74%	0,40%	0,59%	0,91%	0,39%	1,05%	-0,20%	0,77%	0,59%
Poupança	0,67%	0,58%	0,57%	0,60%	0,57%	0,57%	0,57%	0,54%	0,59%	0,60%	0,53%	0,51%
IBOVESPA	4,86%	-4,28%	-3,12%	-1,60%	-3,08%	6,54%	3,02%	1,48%	-3,04%	-1,70%	-0,71%	0,99%
MSCI World	-2,58%	-0,45%	9,45%	3,90%	-2,06%	2,40%	3,59%	8,10%	5,64%	-0,45%	3,25%	4,74%
MSCI Europe	0,58%	-0,25%	2,83%	-0,27%	-3,38%	3,61%	3,98%	3,53%	5,51%	1,01%	3,58%	2,01%



Retorno Nominal em % | Retorno Relativo ao índice de referência

Performance dos Fundos em Carteira			Mês			Ano		12 meses		Início do investimento			Patrimônio
Nome	Índice ref.	% PL	Início	Nominal	Relativo	Nominal	Relativo	Nominal	Relativo	Nominal	Relativo	Volatilidade	R\$ milhões
Bela Cintra FI RF	Meta Prevcom	36,30%	13/nov/13	0,88%	0,33%	0,88%	0,33%	9,54%	0,73%	250,07%	38,42%	0,48%	R\$ 507,44
Itaú Institucional Optimus RF LP FICFI	CDI	6,53%	29/abr/22	0,80%	78,97%	0,80%	78,97%	12,70%	116,19%	38,85%	102,87%	0,77%	R\$ 91,36
Itaú Institucional RF Referenciado DI	CDI	5,51%	15/fev/24	1,05%	103,20%	1,05%	103,20%			10,78%	102,61%	0,06%	R\$ 76,99
Itaú Inst Global Dinâmico RF	CDI	4,73%	20/fev/20	0,98%	96,82%	0,98%	96,82%	10,96%	100,34%	54,59%	105,45%	0,57%	R\$ 66,06
Itau Inst BOV11 FIC FIA	Ibovespa	4,41%	04/ago/23	4,89%	0,03%	4,89%	0,03%	-0,70%	0,56%	6,49%	0,94%	13,79%	R\$ 61,63
BTGP Economia Real FIP Multi	IPCA+6,5%	3,66%	19/out/20	-0,17%	-0,88%	-0,17%	-0,88%	2,54%	-8,84%	108,09%	36,29%		R\$ 51,16
Itaú Institucionalis Legend RF LP Fc	CDI	3,57%	02/out/19	0,92%	90,75%	0,92%	90,75%	13,50%	123,58%	64,46%	118,26%	1,43%	R\$ 49,97
BNP Paribas Cred Inst FICFI RF CP LP	CDI	3,23%	11/out/23	1,09%	107,74%	1,09%	107,74%	11,51%	105,35%	15,76%	106,90%	0,08%	R\$ 45,21
Itaú Inst RF Inflação 5 FICFI	IMA-B5	2,90%	19/jun/19	1,86%	-0,02%	1,86%	-0,02%	7,23%	-0,20%	58,08%	-1,69%	2,20%	R\$ 40,60
XP Corporate Light FI RF CP LP	CDI	2,21%	24/jan/23	1,06%	104,84%	1,06%	104,84%	11,75%	107,53%	27,25%	106,81%	0,27%	R\$ 30,94
Santander RF Ref DI Tit Público Hiper	CDI	2,00%	21/nov/24	1,06%	105,07%	1,06%	105,07%			2,21%	99,80%	0,06%	R\$ 27,93
Bradesco RF Referenciado DI Federal E	CDI	1,97%	12/ago/24	1,03%	101,36%	1,03%	101,36%			5,04%	97,69%	0,05%	R\$ 27,49
Sul America Cred Institucional ESG FI R	CDI	1,71%	21/jun/23	1,15%	0,13%	1,15%	113,23%	12,67%	115,97%	23,80%	4,50%	0,29%	R\$ 23,97
Vot Allianzgi Euro Eq Growth FIM IE	MSCI Europe	1,66%	22/mai/19	1,33%	231,67%	1,33%	0,76%	20,82%	-4,04%	104,47%	114,91%	17,79%	R\$ 23,24
Porto Seguro RF DI CP	CDI	1,62%	18/jul/24	1,07%	105,74%	1,07%	105,74%			5,99%	102,11%	0,12%	R\$ 22,64
Sul América Excellence FI RF CP	CDI	1,55%	24/jan/23	1,09%	107,62%	1,09%	107,62%	12,16%	111,27%	28,10%	110,14%	0,17%	R\$ 21,61
Itaú Soberano RF Simples LP FICFI	CDI	1,50%	02/set/19	1,03%	101,76%	1,03%	101,76%	10,85%	99,30%	54,36%	98,37%	0,04%	R\$ 21,04
Capitânia Premium FIC FIRF CP LP	CDI	1,45%	04/jun/21	0,68%	-0,34%	0,68%	66,83%	9,05%	82,81%	45,52%	-1,58%	1,07%	R\$ 20,25
Bradesco Inst FIC FI RF IMA-B5	IMA-B5	1,38%	16/ago/23	1,85%	98,18%	1,85%	-0,03%	7,07%	-0,36%	10,79%	95,38%	2,23%	R\$ 19,29
LFT	CDI	1,24%	05/dez/23	0,70%	69,52%	0,70%	69,52%	9,72%	88,93%	11,76%	91,53%		R\$ 17,29
BTG Pactual Inv de Impacto FIP Mult	IPCA+6,5%	1,03%	30/ago/21	-0,52%	-1,23%	-0,52%	-1,23%	13,05%	1,67%	21,60%	-28,50%	22,26%	R\$ 14,46
Inter Corporate RF Crédito Privado	CDI	1,03%	15/mai/24	1,04%	102,80%	1,04%	102,80%			7,89%	101,76%	0,06%	R\$ 14,41
BTG Pactual Créd Corp I FIQFI RF CP	CDI	0,93%	30/ago/21	1,18%	0,17%	1,18%	116,78%	12,56%	114,91%	52,02%	6,43%	0,26%	R\$ 13,07
Schroder Sustent Ações Globais IS IE	MSCI World	0,90%	24/mai/24	-1,01%	1,57%	-1,01%	1,57%			21,10%	-4,33%	16,83%	R\$ 12,64
Capitânia Reit Inst Fc FIM CP	IFIX	0,85%	25/jun/19	-2,01%	1,06%	-2,01%	1,06%	0,71%	10,10%	51,38%	35,12%	3,73%	R\$ 11,89
MAG Renda Fixa FI	CDI	0,80%	13/set/23	1,16%	114,87%	1,16%	114,87%	10,91%	99,82%	16,08%	101,53%	0,24%	R\$ 11,24
BTG Pactual Explorer Inst FI RF LP	CDI	0,69%	13/mar/24	1,05%	103,92%	1,05%	103,92%			7,01%	72,77%	1,25%	R\$ 9,66
AZ Quest Small Mid Caps Inst. FICFIA	SMLL	0,58%	09/jun/20	2,79%	-3,33%	2,79%	-3,33%	3,85%	18,72%	16,15%	35,13%	10,16%	R\$ 8,09
Pátria Private Equity Fund VII Feeder Ir	IPCA+7%	0,51%	28/set/23	-0,11%	-0,86%	-0,11%	-0,86%	17,99%	6,08%	15,10%	-1,10%		R\$ 7,19
Tivio Banks RF Crédito Privado FI	CDI	0,43%	10/nov/23	1,01%	99,67%	1,01%	99,67%	11,33%	103,71%	14,22%	104,03%	0,06%	R\$ 6,03
Santander RF IMA-B5 Premium FICFI	IMA-B5	0,42%	18/dez/23	1,86%	-0,02%	1,86%	-0,02%	7,18%	-0,26%	8,42%	-0,29%	2,20%	R\$ 5,92
BTG Pactual Economia Real II FIPM CLF	IPCA+8%	0,41%	04/mai/23	-0,92%	-1,76%	-0,92%	-1,76%	1,53%	-11,43%	-17,36%	-39,65%		R\$ 5,72
Spectra VI Institucional FIP Multiestrat	IPCA+8%	0,39%	31/mar/23	-0,77%	-1,61%	-0,77%	-1,61%	-0,61%	-13,57%	41,29%	17,43%		R\$ 5,44
Rio Bravo Renda Varejo FII	IFIX	0,36%	20/dez/23	-9,16%	-6,09%	-9,16%	-6,09%	-20,58%	-11,20%	-19,61%	-13,63%		R\$ 5,09
VBI Prime Properties FII	IFIX	0,35%	20/dez/23	-5,78%	-2,71%	-5,78%	-2,71%	-24,53%	-15,14%	-22,72%	-16,75%		R\$ 4,89
Vinci Selection Equities FIA	Ibovespa	0,35%	30/nov/22	4,28%	-0,58%	4,28%	-0,58%	-4,47%	-3,20%	4,47%	-7,66%	13,41%	R\$ 4,87
Fator Verita Multiestratégia Imobiliáric	IFIX	0,34%	22/jul/24	-5,47%	-2,40%	-5,47%	-2,40%			-33,46%	-22,54%		R\$ 4,82
Perfin Voyager FIP Infra	IPCA+6%	0,18%	13/jun/24	0,10%	-0,57%	0,10%	-0,57%			56,43%	49,94%	66,63%	R\$ 2,56
Carteira de Empréstimos	CDI	0,16%	05/dez/23	0,70%	69,52%	0,70%	69,52%	9,72%	88,93%	11,76%	91,53%		R\$ 2,21
Vinci Partners IV Feeder	IPCA+6%	0,11%	25/abr/24	7,52%	6,85%	7,52%	6,85%			-1,96%	-9,91%		R\$ 1,55
BTG Pactual Infraestrutura III FIP Multi	IPCA+8%	0,02%	02/jul/24	-10,50%	-11,34%	-10,50%	-11,34%			-43,92%	-51,11%		R\$ 0,24
Patrimônio Total:													R\$ 1.398,10